고효율 인증 CE인증 실용신인등록증 특허등록제품

Clean Room Equipment

www.tesskorea.co.kr



TESS
Technical Engineering Solution System

(주)테스코리아
본 사 : 경기도 안산시 단원구 해안로 346 T.031-8050-3304 F.031-355-7505
부 산 지 사 : 경상남도 창원시 진해구 신항2로 106 T.055-551-2223 F.055-551-2224
영남사업소 : 경상북도 칠곡군 왜관읍 아곡7길 16-26 T.054-975-2455 F.054-975-2458

TESS

Technical Engineering Solution System

브랜드의 가치! 기술로 앞서갑니다.











WE MAKE QUALITY AND CUSTOMER INSPIRATION COME TRUE.

Tesskorea supports customer oriented outlook and boasts a highly structured quality control system by working diligently to recognize the needs of our clients. As such, our company is developing as a leader in quality management for the 21st century.

Clean Room's Content

INDUSTRIAL CLEAN ROOM (ICR)A	_ 03
BIO CLEAN ROOM (BCR)	_ 04
FAN FILTER UNIT	_ 05
AIR SHOWER	_ 06
CLEAN BENCH	_ 07
CLEAN BOOTH	_ 08
AIR CONTROL UNIT	_ 09
CLEAN UNIT	_ 10
HEPA FILTER BOX	_ 11
PASS BOX	_ 12
BLOWER FILTER UNIT	_ 13
AIR CURTAIN	_ 14
RELIEF DAMPER	_ 15
CLEAN LOCKER	_ 16
Constant Temperature Humidity Unit	_17~18

Technical Engineering Solution System

INDUSTRIAL CEAN ROOM (ICR)

ICR이 가장 많이 적용되는 분야는 IC, VLSI로 대표되는 반도체산업이며 최근에는 신소재, 화인 케미컬 등 적용분야가 점차 확대되고 있습니다.
ICR을 필요로 하는 제품, 공정과 가장 많이 적용되고 있는 공기청정도를 예시한 것입니다.

Usually the semi conductor industry adopts ICR, which is well known as IC, VLSI, and these days, it has spread to the advanced material and fine chemical industries.
The following are the areas that need and use the clean room most.

ICR의 적용분야 (Areas of Using Industrial Clean Room)



BIO CLEAN ROOM(BCR)

바이오 크린룸은 생물학적 오염이 제어 되는 청정실을 말합니다. 미생물을 제어대상으로 하는 BCR (Bio Logical Clean Room)은의약품 제조공정의GMP(GoodManufacturing Practices : 우수의약품의제조관리기준)와 병원수술실에서의 무균화의 필요성에 의해 발전해 왔습니다.
바이오크린룸의 응용 분야는아래의 표와 같이 제약에서 비롯하여 병원의 수술실 또는 입원실, 실험동물 사육실, 식품제조 공정, 화장품, 농업등의 청정실과 실험자에 대한 감염방지나 오염원의 실험실 외부로의 유출을 방지하는 바이오헤저드 (Bio Hazard) 시설등에 폭넓게 응용되고 있습니다.

A bio cleanroom refers to unsoiled indoor space where biological pollution is controlled. Bio Logical Clean Room, which has microorganisms as its object of control, has developed up to now based on the Good Manufacturing Practices (st andard for manufacturing and management of outstanding medicine) of the medicine manufacturing process and the need for zero bacteria in hospital operation rooms.

As shown in the table below, the field of application for BCR is broad and includes pharmaceuticals, hospital operation r oom or patient room, breeding room for laboratory animals, food manufacturing process, cosmetics as well as bio haz ard facilities designed to prevent infection of experiment subjects or leakage from infected laboratory.

BCR의 적용분야 (Areas of using Bio Logical Clean Room)

Industry that needs Clean Room	Air cleanliness Leve (Class)					
	0	10	100	1,000	10,000	100,000
Medical Product						
Antibiotic			■	■		
njection			■	■		
Blood product			■	■		
Medicine packing line	■	■	■	■		
Medical Instrument, disposable				■	■	
Hospital	■	■	■	■	■	■
Germ free operation room			■	■		
Operation room	■	■	■	■		
Germ free ward				■		
Germ free medicine room					■	
Food	■	■	■	■	■	■
Milk, milk product				■	■	
Meat, Meat Processing	■	■	■	■		
Dough products					■	
Soju, beer, wine					■	
Rice cake, Tofu					■	
Confectionary, Baking	■	■	■	■		
Lab animal	■	■	■	■	■	■
Carrier system	■	■	■	■		
Isolato				■		
Lab animal				■		
Raising mushroom				■	■	
Raising foliage plant				■	■	
Cosmetic product				■	■	

FAN FILTER UNIT

FFU System은 규격화된 유니트를 천정면에 자유롭게 설치할 수 있는 구조로 되어 있으며 현재 국내외 최고 급슈퍼 클린룸에 적용되고 있다. 그밖에 제조라인의 부분 청정도 유지에도 매우 유용하다.

FFU system are developed for use in clean room and provide a particulate-free environment up to class 1 to which it is required.



FEATURE

① 고청정도 유지에 비해 설비비 및 운전비가 저렴합니다.
② 제조장치의 LAY-OUT 변경에 따른 유연성이 좋습니다.
③ 각종 청정도 구획을 자유롭게 LAY-OUT 할 수 있습니다.
④ 작업을 정지하지 않고 제조장치를 교환할 수 있습니다.

1. To maintain high cleanliness is cheaper than the cost of installation and operation.
2. The flexibility to change the layout of manufacturing the device.
3. A variety of layouts can be freely cleanliness area 4.Operation without stopping to exchange the device is manufactured.

SPECIFICATION

ITEM	FAN FILTER UNIT	
	SPECIFICATION	REMARK
Power Supply	AC-1Ø X 220V X 60Hz	INVERTER CONTROL
Dimension	572mm X 1172mm X315mm	W/O FILTER
Velocity	0.4m/s Over	
Sound Level	54dB(A)	
Vibration Level	5 ㎛ Within	
Power Consumption	250W	MAX
Filter	ULULPA & HEPA FILTERPA	
External Pressure	9mmAq	
Weight	30Kg	W/FILTER

AIR SHOWER

Cleanroom이나 청정작업실에 입실시 외부로부터 오염물질이 유입되는 것을 방지하기 위하여 부착된 분진 또는 미생물류를 고속의 청정공기로 세정 제거하는Clean Up 장치다.

This is a clean up device that cleans and removes attached dust or varieties of microorganism to prevent the influx of infectious material when entering a cleanroom or clean work room.



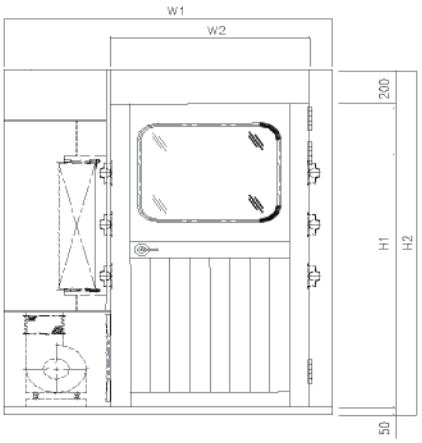

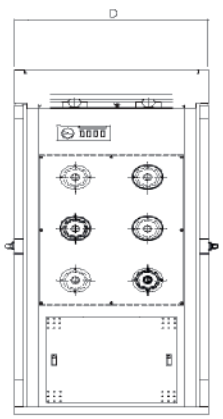

DIMENSION

TYPE	W1	W2	H1	H2	D
DSAS-A	1500	800	1950	2200	1000
DSAS-B	1500	800	1950	2200	1500
DSAS-C	1500	800	1950	2200	2000

※Daemulyong and line type size to order

SPECIFICATION

TYPE	AS-A	AS-B	AS-C
Filter Efficiency	DOP 99.97% 0.3 ㎛		
Filtering Element	Pre Filter - Non Woven Fabric Filter Main Filter - HEPA Filter		
Air Velocity (M/S)	25m/s Over		
Air Volume (CMM)	24	34	48
Number of Nozzles (EA)	14	22	28
Body	Oven Baked Melamined Coated Finish		
Showering Tim	0~40sec.(Adjustable)		
Operation	Sensor Touch, Air Zet(Auto/Man.) Blower Timer		
Power	3Ø X 380/220V X 50/60Hz		
FL. Lamp	20W X 1EA	20W X 1EA	20W X 1EA

Technical Engineering Solution System

CLEAN BENCH

수직층류형은 작업 Table 위의 다양한 설비기기를 조립하는 것이 가능하며 작업범위 내에서 외부의 오염 공기가 작업 공간에 유입되지 않게 소정의 청정도가 확보되어 조립 등의 작업이특히 용이하다.

The Vertical Clean Bench provides controlled Environment at an economic price. Ideal for work applications adhere a vertical down flow is preferred to a horizontal flow.



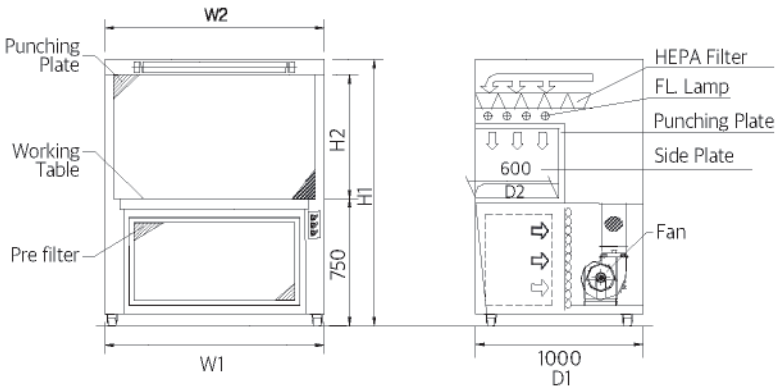

DIMENSION

MODEL / TYPE	DSCB			
	A	B	C	D
D1	1,000	1,000	1,000	1,000
H1	1,700	1,700	1,740	1,740
H2	730	730	770	770
W1	1,000	1,300	1,600	1,900
W2	875	1,190	1,490	1,790

SPECIFICATION

TYPE	DSCB - A	DSCB - B	DSCB - C	DSCB - D
Air Velocity (M/S)	Filter하단 100mm에서 0.4m/s over			
Air Volume (CMM)	20	26	32	38
Illumination	1000Lux			
Noise dB (A)	<65dB(A)			
Vibration (μ)	X,Y,Z Axis<3			
Filter Efficiency (%)	0.3 ㎛ DOP 99.999% Select			
FL.Lamp	20W X 4	20W X 4	40W X 4	40W X 4
Power & Consent	3Ø X 380/220V X 50/60HZ, 1Ø X 220/110V X 15A×2			
Power Consumption (W)	400	650	750	900
Table	STS 304			
Weight (kg)	About 150	About 240	About 290	About 340

CLEAN BOOTH

Clean Booth는 HEPA FILTER가 상부에 내장되고 비닐 커텐으로 둘러쌓인 이동이 가능한 구조물이다.
설계는 단순하지만 그 개념은수직 층류형 크린룸으로써 CLASS 100까지의 고청정도를 제공한다. 천정에 설치된 HEPA FILTER를 통과한 공기가 Booth 내로 유입되어 하부로 빠져 나간다. Booth내는 약간의 양압이 유지되어 외부의 공기가 유입되지 않으므로 항상 고청정도를 유지할 수 있다.

Clean Booth is a movable, simple frame structure with HEPA filter ceiling and vinyl curtain enclosure. Design is very simple but, with its design concept as a vertical laminar flow clean room, the booth provides high level cleanliness up to Class 100. Intake air is cleaned through the HEPA filters on the ceiling into the booth and discharged from the bottom opening of the enclosure. Inside the booth is kept pressurized slightly higher permitting no outer air. Thus, sup erior cleanliness is always provided.





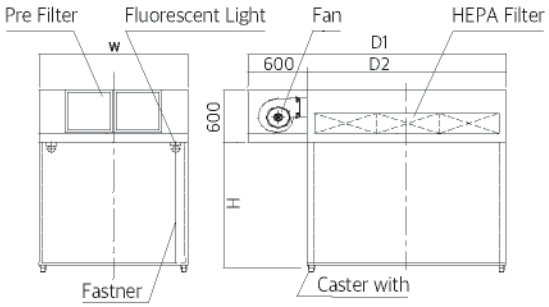

DIMENSION

TYPE / MODEL	DSCB - A	DSCB - B	DSCB - C	DSCB - D
D1	2600	3250	2600	3250
D2	2000	2650	2000	2650
W	1200	1200	1500	1500
H	2000	2000	2000	2000

SPECIFICATION

TYPE		SELF SUPPORTING TYPE			
Designation NO.		A	B	C	D
Material	Frame Work	SPCC (Carbon Steel) 1.2MM and 1.6MM			
	Enclosure	Fire Retardant Vinyl Film Hemmed with Stainless Steel Chain			
Air Filters		HEPA Filter : Over 99.97% Efficiency on 0.3 ㎛D.O.P			
		HEPA Filter : Over 99.97% Efficiency on 0.3 ㎛D.O.P			
Painting		Baking Finish Color : Munsell 2.5Y 9/1			
Power Supply		AC 100V, 220V			
Cleanness		Class 100		Class 1,000	Class 10,000
Air Flow Capacity(m^3/min)		36	49	20	10
Noise (dB)		<63dB (A)			
Illumination		Over 500 LUX			

AIR CONTROL UNIT

ACU Cleanroom System은 Grating 바닥을 사용하지 않고 Class 1,000을 보증할 수 있다.
ACU는 실내의 천정부에설치된Line Type의 Supply Duct에 의해서층류에 가까운극히 안정된 흐름이 유지된다.

ACU Clean Room system can guarantee class 1,000 without gratings on the floor.
ACU provides constant, very stabilized air flow by the line type supply dust installed on the false ceiling.

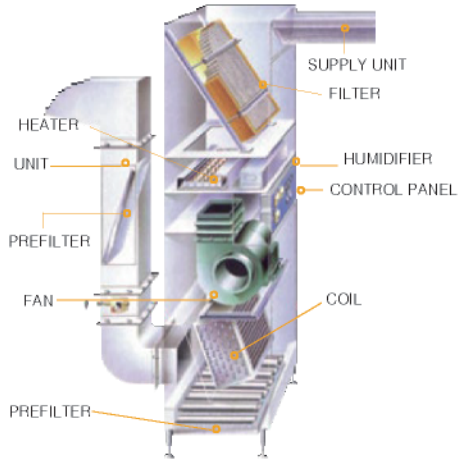

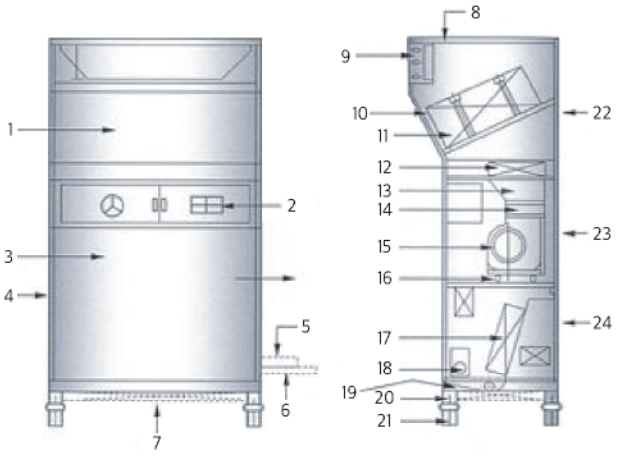

DIMENSION

No	PARTICULARS	MATS	Q.TY	DESCRIPTION
1	Front (upper) Panel	Sbc	1	1.6t
2	Control Box		1	1.2t
3	Front (bottom) Panel		1	1.2t
4	Side Panel		2	1.2t
5	Fresh Air Duct		1	1.2t
6	Pipe Connection			1.2t
7	Pre - Filter		1	
8	Top Panel	Sbc	1	1.6t
9	Grille	AL	1	
10	Filter Bracket	Sbc	2	3.2t
11	Hepa Filter	Sus	1	292t X 915 X 762
12	Heater	Sbc	1	

No	PARTICULARS	MATS	Q.TY	DESCRIPTION
13	Hopper	Sbc	1	1.2t
14	Neoprene Packing			400 X 300w
15	Fan & Motor		1	
16	Rubber Isolator		4	YA - 2035
17	Cooling Coil	Al	1	
18	Humidifier	Cu	1	1.2t
19	Drain - Pan	Sus		1.2t
20	Pre - Filter Case		1	3.2t
21	Leg	sbc	4	25
22	Back (top) Panel		1	1.2t
23	Back (upper) Panel		1	1.2t
24	Back (bottom) Panel		1	1.2t

SPECIFICATION

ITEM	SHACU-30	SHACU-50	SHACU-75
Air Volume. (CMM)	30	50	75
Fan Size	11/2(S.S) X 2	11/2(S.S) X 2	11/2(D.S) X 2
Fan Motor (KW)	0.75	1.5	2.2
Cooling Cap. (kcal/h)	8,400	14,300	21,500
Heating Cap. (kcal/h)	6,400	10,750	15,480
Elec. Heater (KW X STEP)	1.85 X 4	3.2 X 4	4.5 X 4
Humidifier Cap. (kg/h)	2.4	3.6	4.8
Fan Type (kw)	2	3	4
Hepa Filter Eff.	D.O.P 99.97% 0.3 ㎛		
Pre Filter Eff.	50t N.B.S 85%		
Control	Humidistat. Heating. Cooling. Solenoid Valve. Expansion Valve		
Main N. F. B	50A	75A	125A
Full Load (kw)	10.65	18.15	26.3
Dimension (mm)	1.050×570×2,300	1.250×715×2,300	1,400×715×2,300
Sound Level (dB)	50~60		
Power Source	3Ø×220V×60HZ		

Note : 냉방시 냉수, 난방시 온수사용이 가능함

CLEAN UNIT

CLEAN UNIT는 FILTER와 FAN을 취부하여 PACKAGE형으로 제작한 공기청정기이다. CLASS 1000정도로 유지할 수 있으며 실험실, 수술실, 무균실 등에 적합하다. ROOM SPACE를 고려하여 최소의 깊이로 제작되어COMPACT하고 실내의 활용공간을 최대화하여 제작하였습니다.

This unit is designed specially for use in Laboratory, operating theater, etc. Clean Unit gives us an extremely uniform air- flow patted. The low profile, self-powered, laminar flow unit has designed to high quality and performance level.



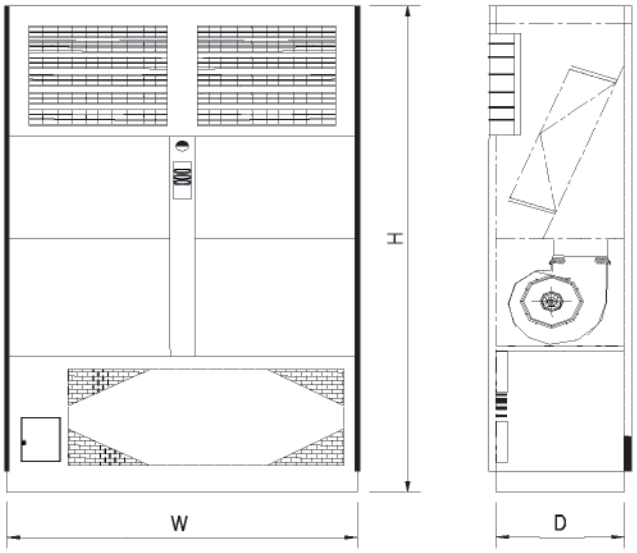

DIMENSION

TYPE		HT-A5FC	HY-A7.5FC
W	1,050	1,250	1,400
D	570	715	715
H	2,300	2,300	2,300

SPECIFICATION

TYPE			
Fan Size (kw)	S.S×2(0.75)	S.S×2(1.5)	S.S×2(2.2)
HEPA Filter	99.97%(0.3Micron by D.O.P Test)		
Pre-Filter Soun	50t N.B.S 85%		
d Level(dB) Pow	50~60		
er Source	3Ø×220VØ×60Hz		

HEPA FILTER BOX

난류형 Cleanroom을 구성하는 기본적인 Clean화 장치이다.

This unit is a basic equipment for cleanroom requiring turbulent Air-flow.



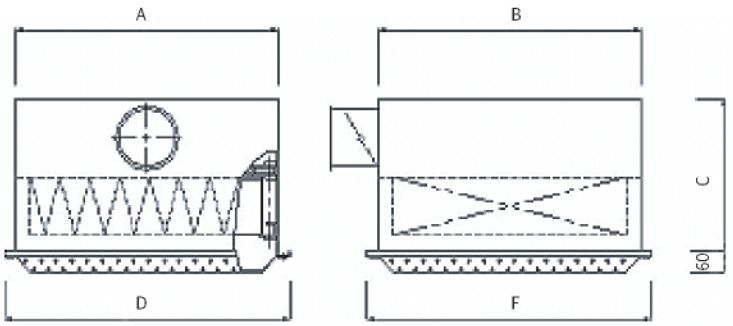

DIMENSION

MODEL / TYPE	A	B	C	D	E
DSHB-A	560	560	610	630	630
			700		
DSHB-B	670	670	610	742	742
			700		
DSHB-C	670	975	610	742	1047
			700		
DSHB-D	670	1320	610	742	1392
			700		

SPECIFICATION

Casing	STEEL OR STS304			
Punching Plate	STEEL OR STS304			
Filtering Efficiency	99.97%(0.3Micron by D.O.P Test)			
Number of Filter Damper	STEEL OR STS 304			
Number and Size of Damper	Ø250×1	Ø250×1	Ø300×1	Ø300×2

PASS BOX

본제품은Cleanroom의 벽체에 설치하여 재료의 출입중에 발생하는 오염을 최소화하는 장치이다.

The Pass Box minimizes entry of contaminant into the cleanroom by providing a means for pick-up and delivery of products and supplies without personnel entry.





DOOR 개.폐방향(OPENING)

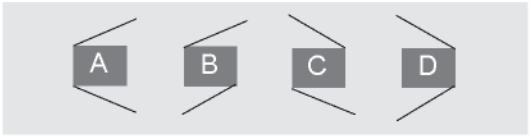

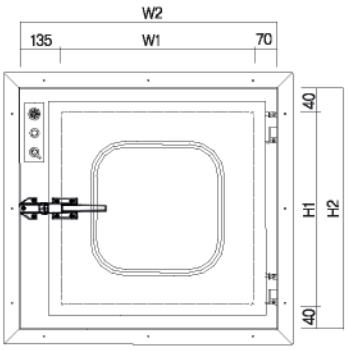

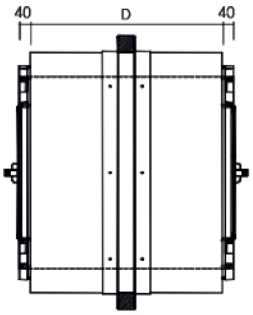

DIMENSION

TYPE	W1	W2	H1	H2	D
DSPB-1	305	510	420	500	400
DSPB-2	405	610	520	600	500
DSPB-3	505	710	620	700	600

※대물용 및 라인타입 사이즈 주문 제작

SPECIFICATION

TYPE	Standard	U Type(Sterilizing Lamp Installed
Exterior	Oven Baked Melamine Coated Finish	
Interior	STS(304)	
Windows	Safety Glass(Colorless Transparent) 5t	
Interlock	Mechanical	
Power		1Ø x 100V x60Hz
Others		UV Lamp off When DoorOpen

BLOWER FILTER UNIT

본Blower Filter Unit는 Filter 유니트에 소형 BLOWER가 부착되어 있으며, DUCT 연결 TYPE 및 자체순환 TYPE이 있다.

Blower Filter Unit is divided in to two groups, filter fan unit(with fan) and filter supply unit(without fan). Filter Fan Unit utilizes original fan which produce low noise and low Vibration system.
All unit are available for duct connection type.



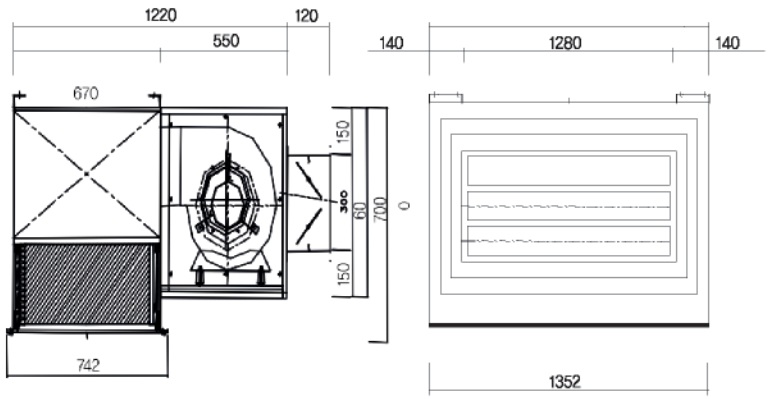

SPECIFICATION

TYPE		
Filtering Efficiency	0.3 ㎛ DOP 99.97%	0.3 ㎛ DOP 99.97%
Filter	HEPA Filter	HEPA Filter
Air Volume	약 30Cmm	약 50Cmm
Body	Baked Melamined Coated	Baked Melamined Coatedd
Power	3Ø×220/380V×60Hz	3Ø×220/380V×60Hz
Power Consumption	3Ø×220/380V×60Hz	0.7Kw
Weight	약 60kg	약 60kg

AIR CURTAIN

Cleanroom의 복도 혹은 준비실에 설치되어 외부의 먼지 및 세균의 침입을 방지하고 클림룸의 온도 및 습도를 제어하도록 한다.

By installing it in the hallway of the cleanroom or preparation room, it is designed to prevent the infiltration of external dust and bacteria and to control the temperature and humidity of the room.



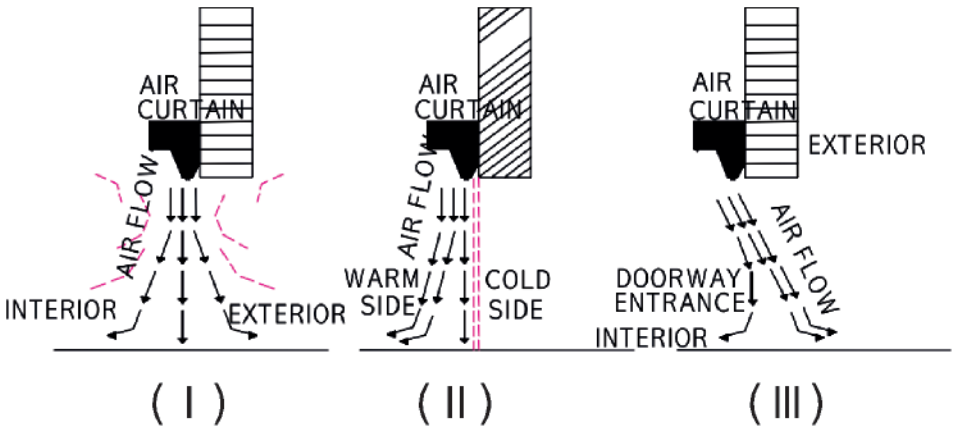

Typical Air-Flow Setting for Maintaining Interior Environment
- Use : Use in Customers entrance areas, manufacturing, supermarkets, post office,school and exterior doorways.

SPECIFICATION

MODEL / TYPE	CAPACITY (m2/min)	VELOCITY (MAX m/s)	MOTOR (Kw)	IMPELLER MODEL.NO	DIMENSIONS
TSAC-A	29	15	0.2×4P	ACA-150-130	9000×257×247
TSAC-B	37	15	0.4×4P	ACA-150-400	1000×257×247
TSAC-C	44	15	0.4×4P	ACA-150-500	1200×257×247
TSAC-D	18	10	0.15×4P	ACA-150-300	900×257×247
TSAC-E	22	10	0.15×4P	ACA-150-412	1000×257×247

RELIEF DAMPER

실내의 정압을 일정하게 유지하고 공기의 흐름 방향을 제어하며 실내외, 또는 인접실과의 공기 차압을제어 하는 기기로실외 오염공기가Cleanroom을 오염시키는 것을 방지한다.

This unit keeps the inside pressure higher than that of the outside to protect the Cleanroom from outside.



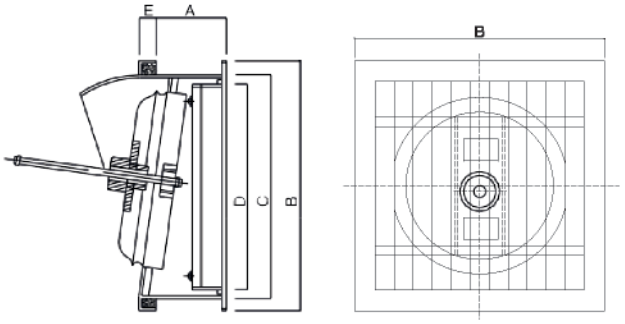

TYPE	A	B	C	D	E	REMARKS
190Ø		282	245	226	20	190Ø
250Ø		340	302	284	25	250Ø

TYPE	WALL OPEN SIZE		WALL THICKNESS
	190Ø	250Ø	
1연식(표준)	248H×248W	306H×306W	(10mm 0.75mm조절 Forassembly opening)

RD-250형(SIZE 300X300, Opening ϕ250)

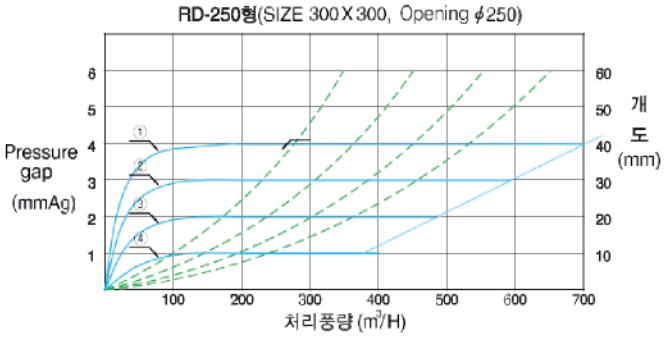

RD-190 Type (SIZE 230X230, Opening ϕ190)

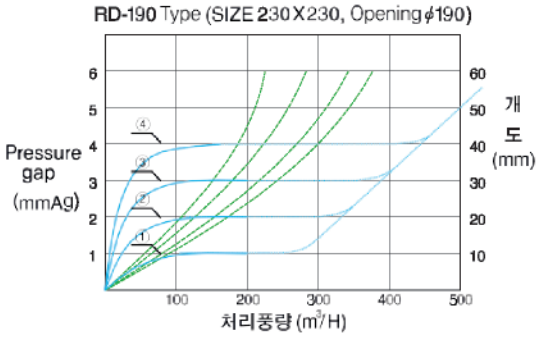

RD-250형 조합시 성능곡선

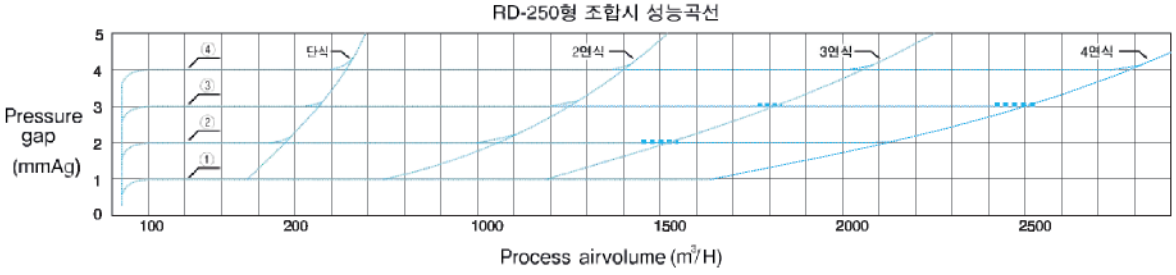

CLEAN LOCKER

본장비는Cleanroom내에 출입하는작업자의의복(무진복)을보관하는것으로의복의청정화와오염방지를 위한 장치이다.

These specially designed Clean Lockers prevent deposit of dust and other particles on clean room Garments when not in use. Built-in HEPA filters send a continuous downward flow of clean air to keep Garments flesh an clean.



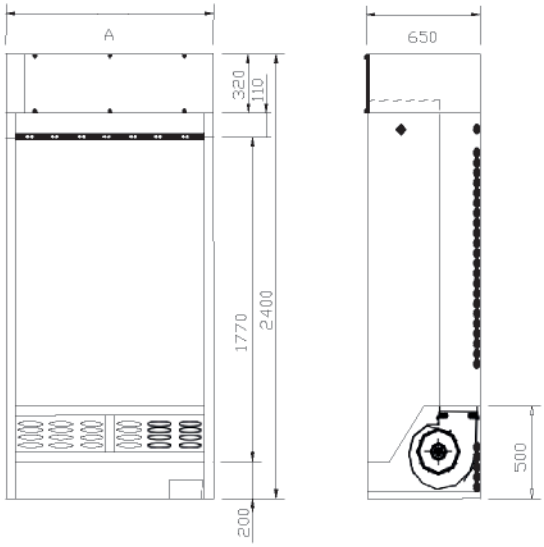

TYPE	DSCL-A	DSCL-B	DSCL-C	DSCL-D
A	900	1,200	1,500	2,000

TYPE	DSCL-A	DSCL-B	DSCL-C	DSCL-D
Air Velocity(M/S)	Discharge Sub 100mm to 0.3m/sec±10%			
Air Volume Vibr	6	8	10	13.3
ation	X, Y, Z Axis <3			
Filtering Efficiency(%)	0.3 ㎛ DOP 99.97% or 0.1 ㎛ 99.999% Select			
Power	3Øx 380/220V x 50/60Hz			
Power Consumption(W)	200W			

Constant Temperature Humidity Unit

(주)테스코리아 항온항습기는 3 ~ 30RT의 다양한 용량 선택이 가능한 정밀 온도제어 항온항습기로 안정성이 뛰어나 실내 공기에 영향을 받는 각종 장비가 최상의 상태에서 작동 할 수 있도록 온도, 습도,청정도, 공기 흐름을 제어하는 역할을 담당하는 정밀 항온항습기 입니다.





장비 구조 및 특징	
NO	부품명칭
1	Micom, Touch-Controller
2	Control Panel
3	Evaporator (DX-Coil)
4	Reheating Heater (Electric)
5	Humidifier(at Electrode type)
6	Blower
7	Power Switch
8	Pressure Switch
9	temperature-humidity sensor
10	Expansion Valve
11	Solenoid Valve
12	Filter Dryer



Digital Gauge

냉매 압력, 온도등을 Display하여 쉽게 판독이 가능합니다.



BLDC 송풍기

공기배출 저항을 최소화해 저소음 저진동 설계 및 풍량변화에 자유롭게 작동합니다.



전자전극봉 가습기

응답성이 좋고 소비전력이 적으며 정밀하게 습도제어가 가능합니다.



Compressor

고성능 스크롤 압축기를 적용하여 저소음 및 저진동을 유지하며 성능과 안정성을 보장합니다.

공냉식 항온항습기

측정항목		단위	1 Cycle									
			HT-A3FCR1-N4	HT-A5FCR1-N4	HT-A7.5FCR1-N4							
냉방	냉방능력	RT	3	5	7.5	10	15	20	10	15	20	30
		W	10,600	17,600	26,500	35,300	52,800	70,500	35,300	52,800	70,500	105,600
		Kcal/h	9,116	15,136	22,790	30,358	45,408	60,630	35,300	45,408	60,630	90,816
난방	난방능력	W	7,000	9,000	15,000	20,000	24,000	28,000	20,000	24,000	28,000	34,000
		Kcal/h	6,020	7,740	12,900	17,200	20,640	24,080	17,200	20,640	24,080	29,240
	형식	Type	STS Aero Finned Tube Type									
가습	가습능력	lit/h	6	6	6	15	15	15	15	15	15	15
	소비전력	W	4,400	4,400	4,400	10,900	10,900	10,900	10,900	10,900	10,900	10,900
	형식	Type	전자전극봉식									
송풍기	형식	Type	Sirocco Fan									
	사양	Model	106DD	107DD	200DD	106DD x 2	107DD x 2	205DD x 2	106DD x 2	107DD x 2	205DD x 2	200DD x 3
	출력	kW	0.50	0.75	1.1	0.75	1.1	1.5	0.75	1.1	1.5	1.5
	풍량	CMM	33	55	82	110	165	220	110	165	220	330
압축기	형식	Type	Scroll Type									
	형식	출력(kW)	2.25	3.75	5.04	7.5	11.25	15.0	3.75 x 2	5.04 x 2	7.5 x 2	11.25 x 2
배관치수	Discharge	mm	12.70	12.70	15.88	15.88	22.22	22.22	12.70	15.88	15.88	22.20
	Suction	mm	15.88	19.05	22.22	22.22	28.58	28.58	19.05	22.22	22.22	28.58
	Water Supply	mm	6.35	6.35	6.35	6.35	6.35	6.35	6.35	6.35	6.35	6.35
	Drain	A	25	25	25	25	25	25	25	25	25	25
사용냉매			R 407C or R22									
총입력전력		kW	11.3	16.7	24.8	34.1	44.9	60.3	34.6	42.5	60.4	75.9
전선 용량	전원	전원사양	3상 380V 60Hz									
	최소전선 SIZE	㎟	6 x 4C	6 x 4C	10 x 4C	16 x 4C	25 x 4C	35 x 4C	16 x 4C	25 x 4C	35 x 4C	35 x 4C
	차단기 정격	A	50	50	50	100	125	150	100	125	150	175
	접지선 SIZE	㎟	4	4	4	6	10	16	6	10	16	25
실내기 크기	W	mm	1,000	1,000	1,200	1,670	1,900	2,300	1,670	1,900	2,300	2300
	D	mm	750	750	750	750	750	850	750	750	850	850
	H	mm	2,000	2,000	2,000	2,000	2,100	2,100	2,000	2,100	2,100	2,300

1. 상기 사양은 제품 개선을 위해 변경될 수 있습니다.
2. 상기 소비전력은 정격소비전력으로서 부하특성에 따라 실제 운전 소비전력과 차이가 있습니다.
3. 상기 재열기 용량은 실내 부하 특성에 따라 증감될 수 있습니다.
4. 가습기 실린더는 소모품이므로 수리 부품이 아닙니다.

고효율 항온항습기

측정항목		단위	HT-A3FCR1-H4	HT-A5FCR1-H4	HT-A7.5FCR1-H4	HT-A10FCR1-H4
냉방	냉방능력	W	11,250	18,430	27,750	37,500
	소비전력	W	3,846	6,900	10,800	14,500
	EER	W/W	2.93	2.45	2.57	2.59
난방	난방능력	W	7,000	9,000	15,000	20,000
	소비전력	W	7,135	9,184	15,300	20,400
	COP	W/W	0.98	0.98	0.98	0.97
가습	가습능력	kg/h	4.83	5.05	5.1	14.6
	가습 소비전력	kW	4.216	5.011	5.02	14.3
	가습 계수	(kg/h)/kW	1.15	1.01	1.02	1.02
송풍기	풍량	CMM	33	55	85	110
	형식		BLDC Backward Fan			
소음	암소음	dB(A)	36	36	36	36
	실내기 운전소음	dB(A)	63	69	69	69
	실외기 운전소음	dB(A)	71	72	73	72
사용냉매			R 407C			
전원 사양			3상 380V 60Hz			
실내기 크기	W	mm	900	900	1,150	1,670
	D	mm	600	600	700	850
	H	mm	2,150	2,150	2,150	2,150



“브랜드의 가치! 기술로 앞서갑니다.”

사업분야

공조부분

■ 항온항습기 ■ 냉난방기 ■ 공기조화기
■ 히트펌프 ■ 제습기 ■ 공조 냉동 응용장비

냉동부분

■ 냉각기 ■ 온수기 ■ 온유기

TESS
Technical Engineering Solution System
(주) 테스코리아
www.tesskorea.co.kr

본사 및 사업소

● 본사 (공장, 기술연구소)
A. 경기도 안산시 단원구 해안로 346
T. 031-8050-3304 F. 031-355-7505

● 부산지사
A. 경상남도 창원시 진해구 신항2로 106
T. 055-551-2223 F. 055-551-2224

● 영남사업소
A. 경상북도 칠곡군 왜관읍 아곡7길 16-26
T. 054-975-2455 F. 054-975-2458

A/S 센터

● 전남 A/S
A. 전남 목포시 산정동 1349-8
T. 061-279-6632 F. 061-278-6635

● 대전 중부 A/S
A. 대전광역시 대덕구 대화로 160
T. 042-635-7826 F. 042-625-7826

● 부산, 경남 A/S
A. 부산광역시 연제구 거제동 359-3
T. 051-503-7459 F. 051-503-7459

● 강원 A/S
A. 강원도 원주시 봉산로 60-6
T. 033-764-6677 F. 033-765-6676